



freestanding luxury bathing



ROYCE MORGAN

Creators of elegant and luxurious freestanding baths.

Indulge your senses in a perfect space. Synonymous with quintessential luxury, individual and sophisticated freestanding baths crafted by Royce Morgan provide the ideal place to relax and unwind.

Developed around ergonomic perfection, each unique design is conceived and implemented to bring together soft curves, angles and smooth lines, offering the perfect complement for both traditional and contemporary bathroom concepts.

Inspired by Italian creativity and manufactured to the highest quality standards, with a lifetime guarantee, Royce Morgan baths make the ultimate and exclusive design statement.



STONE BATHS

The perfect combination of beauty and precision, tempered by sophisticated elegance. Futuristic Kalonite™ stone baths by Royce Morgan create stunning centrepieces, reflecting timeless design and mirroring the Greek ideal of physical beauty.

Cutting edge inspiration dovetails with a lustrous, hand crafted finish, demonstrating Royce Morgan's commitment to pure bathing indulgence.

Natural and distinctive shapes are echoed by matching hand basins to provide an effortless symmetry in bathroom design.



AMAZON

Simple elegance and strong aesthetics combine to create a beautiful reality, styled around sculptured distinction and perfect symmetry.

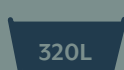
A co-ordinating basin is available to perfectly complement this bath.



L1750
W750
H680



KG
WEIGHT
130KG



320L

BATH
VOLUME



INTEGRATED
WASTE +
OVERFLOW



STONE
BATH



UNIQUE
LIFETIME
GUARANTEE





TIGRIS

Designed to ensure the perfect bathing experience with a gentle touch of sybaritic splendour, bringing together clean, modern styling and understated elegance.

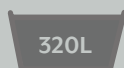
A co-ordinating basin is available to perfectly complement this bath.



L1580
W700
H660



KG WEIGHT
135KG



320L

BATH
VOLUME



INTEGRATED
WASTE +
OVERFLOW



STONE
BATH



UNIQUE
LIFETIME
GUARANTEE





ORINOCO

A modern work of art, featuring contemporary and charismatic lines to create a timeless bathroom centrepiece for optimum luxury and indulgence.

A co-ordinating basin is available to perfectly complement this bath.



L1500
W680
H560



KG
WEIGHT
120KG



320L

BATH
VOLUME



INTEGRATED
WASTE +
OVERFLOW



STONE
BATH



UNIQUE
LIFETIME
GUARANTEE





MISSISSIPPI

A stunning asymmetric oval shape with gently arched profile and perfectly conceived curves, designed for comfort and a creative visual effect.

This bath is available in two sizes.

A co-ordinating basin is available to perfectly complement this bath.

	LI500 W760 H540	 KG WEIGHT 120KG	 238L BATH VOLUME	 INTEGRATED WASTE + OVERFLOW	 STONE BATH	 UNIQUE LIFETIME GUARANTEE
	LI600 W800 H540	 KG WEIGHT 130KG	 260L BATH VOLUME	 INTEGRATED WASTE + OVERFLOW	 STONE BATH	 UNIQUE LIFETIME GUARANTEE





COLORADO

Beautifully styled and handcrafted bathing luxury, designed around simplicity and flawless contours for optimum enjoyment.

A co-ordinating basin is available to perfectly complement this bath.



L1600
W700
H580



KG WEIGHT
110KG



282L

BATH
VOLUME



INTEGRATED
WASTE +
OVERFLOW



STONE
BATH



UNIQUE
LIFETIME
GUARANTEE





ACRYLIC BATHS

The Royce Morgan commitment to exceptional perfection in design flows into our superb range of Arcline™ acrylic baths. These strong, non porous materials are moulded to produce the same elegant lines and smooth arcs, providing the ultimate in comfort and luxury.

Technological excellence and superb style in perfect harmony. Create the perfect ambiance for relaxation with a beautiful Royce Morgan bath.



ONYX

Elegantly styled with subtle, flowing lines and a softly curved profile, the Onyx provides the aesthetics for a smooth and graceful bathroom centrepiece.



L1695
W730
H600



WEIGHT
48KG



180L

BATH
VOLUME



INTEGRATED
WASTE +
OVERFLOW



THIN
EDGED
ACRYLIC



UNIQUE
LIFETIME
GUARANTEE





OPAL

Quiet, clean elegance and beautiful simplicity characterise the Opal bath, demonstrating effortless style and flawless design.



L1790
W810
H620



KG WEIGHT
50KG



200L

BATH
VOLUME



INTEGRATED
WASTE +
OVERFLOW



THIN
EDGED
ACRYLIC



UNIQUE
LIFETIME
GUARANTEE





RUBY

A refined and stylish design concept with cool, sleek lines shaped for effect and comfort, balancing a combination of serenity and panache.



L1580
W740
H560



KG
WEIGHT
34KG



228L

BATH
VOLUME



INTEGRATED
WASTE +
OVERFLOW



THIN
EDGED
ACRYLIC



UNIQUE
LIFETIME
GUARANTEE





EBONY

Recline in total comfort in the seductive charm of the Ebony, with elegantly sloping lines to provide full head support, encouraging a sensation of calm and tranquility.



L1710
W730
H740



KG WEIGHT
52KG



180L

BATH
VOLUME



INTEGRATED
WASTE +
OVERFLOW



THIN
EDGED
ACRYLIC



UNIQUE
LIFETIME
GUARANTEE





QUARTZ

A stunning and charismatic design featuring softly symmetrical, contoured lines, successfully blending timeless tradition with contemporary elegance.



L1760
W680
H670



KG WEIGHT
52KG



170L

BATH
VOLUME



INTEGRATED
WASTE +
OVERFLOW



THIN
EDGED
ACRYLIC



UNIQUE
LIFETIME
GUARANTEE





SAPPHIRE

Elegant, refined and simple design reflecting subdued opulence, with streamlined curves and contours for a classical finish.



LI650
W735
H610



WEIGHT
48KG



BATH
VOLUME
180L



INTEGRATED
WASTE +
OVERFLOW



THIN
EDGED
ACRYLIC



UNIQUE
LIFETIME
GUARANTEE





SUNSTONE

All the enticing appeal of a traditional slipper bath with a refreshing and original style for the ultimate in sensory indulgence.



L1590
W670
H800



KG WEIGHT
34KG



216L

BATH
VOLUME



INTEGRATED
WASTE +
OVERFLOW



THIN
EDGED
ACRYLIC



UNIQUE
LIFETIME
GUARANTEE





JASPER

Streamlined and elegant flush fitting bath developed around comfort and ultimate style, reflecting contemporary and timeless design.



L1600
W800
H580



KG
WEIGHT
34KG



230L

BATH
VOLUME



INTEGRATED
WASTE +
OVERFLOW



THIN
EDGED
ACRYLIC



LIFETIME
GUARANTEE
ON BATH



CORAL

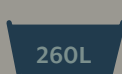
Beautifully symmetrical freestanding bath, softly rounded with sweeping curves, designed to provide the perfect bathroom statement.



L1700
W800
H580



WEIGHT
37KG



BATH
VOLUME



INTEGRATED
WASTE +
OVERFLOW



THIN
EDGED
ACRYLIC



LIFETIME
GUARANTEE
ON BATH



JASPER

Beautifully modern flush fitting high performance whirlpool bath featuring soft angles and curves, designed around comfort and luxury.

Whirlpool function is controlled by a waterproof infra red remote control.



L1600
W800
H580



KG WEIGHT
48KG



230L

BATH
VOLUME



INTEGRATED
WASTE +
OVERFLOW



THIN
EDGED
ACRYLIC



LIFETIME
GUARANTEE
ON BATH



2 TWO YEAR
GUARANTEE
ON WHIRLPOOL



CORAL

Sleek, contemporary and elegantly curved freestanding whirlpool bath with multiple powerful water and air jets creating a massaging and invigorating whirlpool action.


Whirlpool function is controlled by a waterproof infra red remote control.



L1700
W800
H580



WEIGHT
51KG



260L

BATH
VOLUME



INTEGRATED
WASTE +
OVERFLOW



THIN
EDGED
ACRYLIC



LIFETIME
GUARANTEE
ON BATH



2

TWO YEAR
GUARANTEE
ON WHIRLPOOL

ROYCE MORGAN Ltd
Hamilton House
Duncombe Road
Bradford
West Yorkshire
BD8 9TB

TEL: 01274 750 133
FAX: 01274 750 117
sales@roycemorgan.co.uk

roycemorgan.co.uk